

SASKATCHEWAN GEOLOGICAL SOCIETY



Saskatchewan Geological Society

2018

Annual Report

1. Contents

1. Contents.....	i
2. PRESIDENT’S REPORT.....	2
3. VICE-PRESIDENT’S REPORT.....	4
4. BUSINESS MANAGER’S REPORT.....	6
5. TREASURER’S REPORT.....	7
6. PROGRAM CHAIR’S REPORT.....	9
7. COMMITTEE REPORTS.....	11
Education and Outreach Committee (EOC) Report.....	11
Field Trip Committee Report.....	12
Geological Calendar Committee Report.....	13
Geological Open House Committee Report.....	15
8. SASKATCHEWAN GEOLOGICAL SOCIETY AWARDS.....	16
Honour Roll Committee Report.....	16
Honour Roll Citation for Bill Slimmon.....	16
2016 Student Awards.....	18
9. NOMINATING COMMITTEE.....	20
Appendix A - Financial Statements.....	21

2. PRESIDENT'S REPORT

Once again, it has been an active and interesting year for the Saskatchewan Geological Society. I would like to thank the membership for entrusting me with this mantle, and as always, it has been a rewarding experience in spite of some obvious frustrations and challenges.

The society would not exist without the volunteers that serve on the executive, and one of the biggest benefits of this position is getting to know, and getting to work with such wonderful, giving people. Taylor Forsyth (no 'e') took over the VP duties part way through the year, in addition to being an able and enthusiastic secretary. Zeinab Azadbakht worked dutifully as the VP until her move to Ottawa and the birth of her child. We wish her all the best. Monica Clivetti was always available as the past President to advise us on how to move forward on items, and provided valuable insight into the recent past and how things ought to be done. Samantha Van De Kerckhove has been a wonderful and enthusiastic business manager planning some great events and eager to take on all responsibilities. Not enough can be said about Kate Maclachlan and her work as the treasurer for the past 2 years. She ably guided us through some rather difficult times financially, that saw the society's financial responsibilities increase significantly. In addition to that, she is the chair of the education and outreach committee. Where she finds the energy for all of this confounds me. Finally, the technical program that the members enjoyed was cheerfully and expertly built by Kim Kreis and Mike Thomas. Its guys like this that make the meetings worth it in the end, and remind us that volunteering in this society can be really fun.

As you read the various reports from the executive and the committee members, please know that it takes dedicated hard work by all of these people to make this society function. One of the challenges, as always, has been finding volunteers for these positions. Lately this challenge seems to be compounded by the poor economy for us geologists, as well as a general sense I perceive that many are stepping back from volunteerism of this kind. In fact, as an executive, we agreed that one of the biggest threats to the society and its continued operation is the availability of volunteers to keep the gears turning. With that in mind, some rather difficult decisions were made this year to take some of the load off the volunteers we do have.

As I look back at when I was SGS president in 2004, there was a certain set of duties the society performed. I was amazed and somewhat shocked at how those duties had grown when I re-entered the executive in 2017. I think it is clear that everyone loves when we add a new activity to the society. Things like the bonspiel is great fun, the calendar is an amazing product, and the open house provides us with the opportunity for funding. However, none of those things were on our plate in 2004, and while it's a more difficult and less popular decision to make, some activities also have come to an end. In light of a general disinterest in golfing, the golf tournament was ended and replaced by an end-of-summer barbeque. Also, the public lecture in Saskatoon was called off partly because of lack of availability of a speaker, but mostly because of a general lack of attendance and interest by the public in previous lectures. The spring public lecture is also likely to suffer the same fate. It was the decision of the executive to hold public lectures only if there is a good speaker available that will draw out the public in significant numbers. The SGS education and outreach committee currently has few members, and it is not fair of us to demand a large outreach program when there so few people to do the work. We on the executive all love to volunteer,

however doing work and spending money only to see a handful of people at these events is not only disheartening, it is an irresponsible expenditure of SGS funds.

For next year, the new executive will have some challenges to overcome. The treasurer's tasks and responsibilities have increased significantly since the Society began moving larger amounts of money due to the financial management of the Open House. We have opted to go with a bookkeeping firm to assist, however this is expensive to both the society, and to the open house itself. Like everything though, the Society will figure out a way as long as there are volunteers to guide the ship.

All of this said, I am happy to report that the technical luncheons and the field trips were well attended and going strong in 2018. The new luncheon venue at Bushwackers has been very popular, with great food, cold beer and a great program put together by Mike and Kim. John Lake, with the help of other society members, continues to ensure that we have a great field trip enjoyed by all. The calendar as always is an amazing product thanks to Ralf Maxeiner and his team on the calendar committee. Looking at the wonderful slate of award winners this year gives me much confidence that the future of the profession is in good hands. Thanks again to Murray Rogers for always dutifully arranging these winners. As long as these successful programs carry on with the enthusiastic support we have seen, we will continue to have a society, as these are at the core of what we do at the SGS.

Finally, I just want to again thank the rest of the executive, committee members, and other society volunteers for all of the work they do. It is evident now more than ever that without you this society would cease to exist. I encourage everyone reading this to consider volunteering in some capacity. We will have a lot of work to do with an upcoming core workshop in conjunction with the Williston Basin Conference for example. This is the society's main fund raising event every two years. Contact myself or any other executive member and we will gladly put you to work.

Respectfully submitted,
Erik Nickel, President

3. VICE-PRESIDENT’S REPORT

The Saskatchewan Geological Society’s membership for 2018 came to a total of 141 registered memberships. The table below shows a summary of the memberships since 2010.

MEMBERSHIP TYPE / YEAR	2010	2011	2012	2013	2014	2015	2016	2017	2018
ACTIVE – LIFETIME – EMERITUS	106	107	66	87	106	103	108	95	88
STUDENT	78	117	58	67	80	65	89	75	54
CORPORATE	8	6	3	2	14	20	17	3	17
AMATEUR - INFO - HONORARY	3	4	3	4	7	9	2	0	0
TOTAL	195	234	130	160	207	197	216	171	159

2018 brought fewer memberships compared to previous years, with membership seeing a decrease across all categories except Corporate memberships. Corporate memberships for 2018 were driven mainly by sponsorship in the 2019 edition of the Saskatchewan Geology Calendar.

The corporate members help support the Society and I want to thank them for that support. The 2018 corporate sponsors are listed below.

- | | |
|---------------------------------|--------------------------------------|
| Canadian Platinum Corporation | APEGS |
| Eagle Plains Resources Ltd | North Rim |
| Keystone Royalty Group | Robertson Trading Company |
| Rio Tinto | Tall Grass Apparel |
| Discovery | JD Mollard and Associates |
| Actlabs | Petroleum Technology Research Center |
| Hy-Tech Drilling | Saskatchewan Resource Council |
| Osprey Wings Ltd. | |
| Printwest | |
| Saskatchewan Mining Association | |

The membership makes this Society great and I want to thank them all for their valuable time they spent on helping organize and attending the events, trips, and lectures of 2018! It was a terrific year and I suspect that 2019 will be just as good. All the best to everyone in 2019 and I am looking forward to seeing many of you at future events!

Regards,

Taylor Forsyth
Secretary

4. Business Manager's Report

The following activities took place during 2018:

In March, the Saskatchewan Geological Society and the D.M. Kent Geology Club hosted the annual Curling Bonspiel at the Tartan Curling Club. Contestants ranged from seasoned vets to complete newcomers to the sport. There were 8 teams competing, 4 teams from the D.M. Kent club and 4 from the Society. First place was awarded to a team of four students: Arin Kitchen, Brody Strocen, Daniel Ferguson, and Derek Johnson. Second place went to a team of Society members that comprised Peter Hill, Samantha Van De Kerckhove and the two first-time curlers Omid and Anahita Mahmoodi! Bill Slimmon was the lucky winner of our 50/50 draw. Sadly, the Tartan Curling Club is closing its doors for good, so the 2019 bonspiel will be held at the Callie Curling Club on March 9th.

Although there was no golfing this year, the SGS annual BBQ continued on in its usual fashion. On September 7th, Kim and Deb Kreis graciously allowed the takeover of their beautiful back yard in Emerald Park. There was no shortage of delicious food or tasty beverages. A few lawn games were played before the backyard was turned into a soccer pitch. Some of the youngest attendees were put to work harvesting grapes, the yield of which was consumed on the spot.

Respectfully submitted,

Samantha Van De Kerckhove
Business Manager

5. TREASURER'S REPORT

In 2016 our bookkeeping records were transferred by Quickbooks from a desktop version to the online version of the software. This created a number of problems and resulted in incorrect and incomplete records in Quickbooks for 2017. In 2018 we engaged Davidson Bookkeeping to help us resolve our bookkeeping issues and set up a new bookkeeping system in the online Quickbooks software. In collaboration with myself they developed a revised year-end record for 2017, which was used as a starting point for detailed bookkeeping records for 2018.

This report is an unaudited financial report for the 2018 fiscal year, which ended on December 31st, 2018. It also includes corrected numbers for 2017 year-end. The detailed management report from Davidson Bookkeeping, is attached and includes a profit and loss statement, a profit and loss comparison between 2017 and 2018, a profit and loss statement by class, a balance sheet summary, a balance sheet comparison between 2017 and 2017, accounts receivable, accounts payable, a statement of cash flow and a business overview. This work was only just completed and I will be working with Davidson Bookkeeping to ensure that everything is correct. If there are any major corrections after this report is submitted, they will either be brought forward at the AGM or noted in the 2019 annual report.

In 2018, without considering the operating budget for the Saskatchewan Geological Open House, the Society's expenditures were \$35,385.80 the Society's and the income was \$31,413.85 for a loss of \$3971.95. The following table summarizes the net surplus/loss for our main events/items.

Class	Income	Expenses	Net surplus/loss
AGM	\$ 1,885.00	\$ 5,757.29*	-\$ 3,872.29
Curling	\$ 465.00	\$ 416.77	\$ 48.23
Fields Trip	\$ 7,000.00	\$ 10,545.08	-\$ 3,545.08
Calendar	\$ 4,099.97	\$ 4,207.30	-\$ 107.33
Golf/BBQ	\$ 315.00	\$ 399.35	-\$ 84.35
Luncheon Talks	\$ 4842.00	\$ 11,120.17	-\$ 6278.17
Membership	\$ 1,868.52	\$ -	\$ 1,868.52
Publications	\$ 4110.84	\$ 13.96	\$ 4096.88
Outreach	\$ 2,452.52	\$ 2,232.39	\$ 220.13

*includes cost of student awards

In addition to our events, we had operating expenses of \$14275.43. Of this total \$7536.14 was for bookkeeping/accounting services.

Our significant sources of income in 2018 included:

- 1) The annual APEGS Constituent Members grant (\$4,000); and
- 2) Publications and merchandise sales (\$4110.84), a significant portion of which is via online sales of digital publications through the AAPG Datapages website.
- 3) Membership (\$1868.52)

Without these sources of income, the Society would not be able to subsidize some of its core events, such as the AGM, and the annual field trip, but most significantly, the luncheon talks, which were subsidized by \$6278.17, or \$448 per talk, in 2018, which is up slightly from last year (\$412 per talk).

What follows are a few notes on money in the Society bank account that can only be used for specific purposes:

- 1) *Education and Outreach*: This is the former *Geoscape* account, which was essentially depleted in 2016. As funding in this account is no longer related directly to the original *Geoscape* project, the account has been renamed *Education and Outreach*. We obtained sponsorship this year for a total of \$2452.52. This was sufficient to cover the cost of the school lecture. We received \$1502.52 from the Canadian Geological Foundation, \$600 from APEGS, and the rest from other sponsorships.
- 2) *Saskatchewan Geological Open House*: The conference is meant to be run each year so that the event breaks even. The income and expenses for this event are separate from the main operating budget of the Society; any surplus from this event cannot be used toward regular Society business; any loss is not expected to be covered by the Society. The conference made a profit of \$12199.24, and will have a balance of \$ 47588.08 in their “account” after all the bills for the 2018 event have been paid.
- 3) *WBPC Talks Grant*: This one-time grant from the Williston Basin Petroleum Conference that the Society received in 2011 in order to bring in more high-profile speakers for petroleum-related talks has been depleted. At the end of 2017 there was \$568.18 remaining, which was used help bring in two AAPG lecturers in 2018.

The Society has \$28392.89 in its main account for Society events at the end of 2018.

The Society renewed its TD one-year cashable GIC in April. As of December 31st, 2018 the value of the GIC is \$32081.84. The GIC will renew automatically at the end of each term (April 17th, 2019), unless we decide otherwise.

It is a suggested best practice that a non-profit organization such as the Society should have between three and six months of budgeted expenses as reserves. The projected expenses for 2019, without including Open House, are ~\$56,000; thus, the Society needs between \$16,500 and \$33,000 in reserves. The Society currently has \$28,393 in its general account and \$32,082 in a GIC, for a total of \$60,475, and thus has an acceptable amount of money going forward into 2019.

For the *2019 Budget*, the Saskatchewan Geological Open House budget was produced separately because the conference is meant to run as a break-even event and the income and expenses are kept separately and thus have no bearing on the income and expenses of the general Society finances. The Society is projected to run a deficit of about \$4800 in 2019, which it has done for 10 out of the past 15 years.

Respectfully submitted,
Kate MacLachlan
Treasurer

*Note: Full financial statement and balance sheet available in Appendix A

6. PROGRAM CHAIR'S REPORT

The SGS Speaker Program hosted a total of 14 speakers in 2018. Our program has been very fortunate to have the support of a diverse community of geological expertise. The list of speakers this year came from the University of Regina, University of Saskatchewan, University of Calgary, Petroleum Technology Research Centre, Industry, the Saskatchewan Geological Survey, two AAPG Distinguished Lecturers and one “Darcy Lecture” recipient that was co-sponsored with the International Association of Hydrogeologists. On behalf of the Saskatchewan Geological Society we thank all of the speakers and their organizations for their generous support of our Speaker Program. We also want to recognize the support of our Speaker Program by our membership through attendance at these talks and field trips, and suggestions of potential speakers to our program. Your participation is crucial to the success of this program and is very much appreciated!

The following is a list of the talks hosted by the SGS in chronological order in 2018:

January 17/18, Dr. Guoxiang Chi (University of Regina), Factors controlling unconformity-related uranium mineralization in the Athabasca Basin – an update of the diagenetic-hydrothermal model.

January 31/18, Dr. D. M. Kent, (University of Regina), Wind, dust and sand in the Mississippian of the northern Williston Basin.

February 14/18, Peter Hill (Saskatchewan Geological Survey), Sedimentology, stratigraphy and reservoir characterization of the Middle Jurassic Upper Shaunavon Member in southwestern Saskatchewan.

February 28/18, Dr. Paul Ramaekers (Consultant), Late collisional basins, continental break-up, and mineral and hydrocarbon resources: Laurentian Trans-Hudson and Pan-African West-Libyan basin examples.

March 12/18, Dr. Thomas Ewing (AAPG Distinguished Lecturer), A Tale of two basins: sources and timing of petroleum and natural gas generation.

April 4/18, Dr. Colin Card (Saskatchewan Geological Survey), Unconformity-related uranium deposits in Saskatchewan: a review of work done by the Saskatchewan Geological Survey since 2010.

April 10/18, Dr. Christopher Scholtz (AAPG Distinguished Lecturer), Mountains, monsoons and migrations: rift tectonics, tropical climates and the origin of humans.

April 25/18, Dr. K. E. Ashton (Saskatchewan Geological Survey), Are the Beaverlodge “Vein-Type” uranium deposits an older analog of the Athabasca “Unconformity Type”?

May 4/18, Dr. Masaki Hayashi, (University of Calgary), Alpine hydrogeology: the critical role of groundwater in sourcing headwaters of the world.

September 26/18, Erik Nickel (Petroleum Technology Research Centre), Aquistore: A Saskatchewan investigation into deep saline aquifer storage as a viable greenhouse gas mitigation option.

October 16/18, Dr. Jurgen Kraus, (Franconia Geoscience Ltd.), From the Gobi Desert to Genhis Khan: exploring for heavy oil in Mongolia.

November 1/18, Brittany Laing, (University of Saskatchewan), The Fortunian fuse for the Cambrian explosion: an ichnologic ecospace analysis of the *Treptichnus Pedum* ichnofossil assemblage zone at the Ediacaran-Cambrian GSSP.

November 20/18, Dave Thomas, (Consultant), Geology of Karku uranium deposit, Russia – an example of an unconformity type U deposit.

December 12/18, Sean Bosman, (Saskatchewan Geological Survey), Sedimentary rocks of the Athabasca Supergroup, Elk Point Group, Mannville Group and younger diamictite in the Patterson Lake region (NTS 74F), northwest Saskatchewan: petroleum and mineral potential.

Field Trip, August 24th – 28th, Montana, Bridger Range led by Dr. Michael Hoffman (University of Montana) and Belt Group around Missoula led by Dr. James Sears (University of Montana).

Planning for the SGS 2018 Speaker Program is underway, with Alan Wilson, SEG Lecture on porphyry copper kicking-off our 2019 program on January 24th. Many thanks to Murray Rogers for arranging this. The program committee encourages anyone with an idea for a potential speaker or field trip to let us know. Your help is greatly appreciated.

Thanks to all,

Kim Kreis and Mike Thomas

Program Chairs

7. COMMITTEE REPORT'S

Education and Outreach Committee (EOC) Report

EOC Chair: Kate MacLachlan

Members: Fran Haidl, Megan Love

As chair of the committee I would like to thank all the committee members and volunteers who have helped to undertake our various activities. I look forward to serving as chair again in 2019.

Geoscape Southern Saskatchewan

Work has been progressing on updating the Geoscape lesson plans to the new curriculum. The work will be completed this spring so that we can get the CGF grant money to cover the cost. There are currently two 4th year education students helping with this work and we hope to have a third one join us soon. The proposed work includes updating the currently completed lesson plans to the new curriculum and hopefully finishing some of the incomplete lesson plans.

School Lecture

In 2018 the school lectures were held at Miller High School on April 23rd and 24th. This year was the hands-on format, and thus limited attendance to about 160 students per session (650 total) to facilitate the activities. The topic this year was Glacial Geology of Saskatchewan, prepared and presented by Michelle Hanson a professional geologists from the Saskatchewan Geological Survey. Once again this year we offered funding for bussing, which contributed to the excellent turnout. We received \$600 sponsorship from APEGS, towards the cost of the event. The busing cost was covered by the 2017 CGF grant. In 2018 we were successful in getting \$1900 from CGF towards busing for the 2019 lecture. However, we were also advised that this would be the last year of funding from them, so going forward we will have to look for other sources of funding for this event.

I would like to acknowledge all the help and support from school board consultant who are an essential part of the planning committee for this event. I particularly want to thank all the volunteers that helped out with the hand-on activities. Every year we hear from teachers how valuable that part of the event is. We could not undertake the activities without you. Thank you very much and stay tuned for the call for volunteers in 2019.

Public Lectures

No public lectures were held in 2018. If anyone have ideas for high quality speakers for public lectures in 2019, please contact any of the 2019 SGS executive.

Respectfully submitted,
Kate MacLachlan
EOC Chair

Field Trip Committee Report

EOC Chair: John Lake
Members: Mike Thomas
Kim Kreis

This year the SGS Field Trip returned to Montana to learn more about the Devonian-Mississippian Sappington Formation and the Late Precambrian Belt Basin sediments and how they have been deformed and thrust in the Laramide Orogeny. We were ably led by two keen Professors of Geology from the University of Montana at Missoula. On day one, Dr. Michael Hofmann led us up Hardscrabble Peak (Bridger Range) north of Boseman to see the Sappington Formation (Bakken Equivalent). Laramide uplift has exposed the underlying Devonian Three Forks, the Sappington and the overlying Mississippian Lodgepole Formations. Oncolites within the middle Sappington determined that deposition was above fair weather wavebase. Michael and his students have mapped out the Sappington Formation from basin to shoreline in the Bridger Range and shared their results with us. The 10,000 foot elevation let us look into the Helena Embayment of the Belt Basin to the west and the southern margin of the Powder River Basin to the east. Michael has geared this Field Trip to the Oil and Gas Industry and is available to lead folks working in the Bakken.

Day two Dr. James Sears introduced us to the structure of the Belt Basin sediments north and east of Missoula. James has mapped and sorted out the thrusting history of the Belt. His simplified regional section helped us visualize the depth of thrusting along the major highways in the area. Crustal shortening is extreme in this area. We followed a thrust slice as it undulated through various strata, including competent basalt. Jim leads his Structural Geology students to the same outcrops in the fall and they analyze the data in class during the winter. Talk about hands on Geology learning. Interesting to learn from a career Structural Geologist who still shares his passion for the subject.

Day three we did a self-guided tour of the Belt Sediments from Missoula to Great Falls. James had teaching commitments as his fall semester started that day. He lent us his Field Guidebook and we kept track of mileage as we proceeded to come up section in the Belt sediments. Unfortunately the weather deteriorated with rain and cold. We sidetracked to the small first world war abandoned mining village of Garnet, Montana. The route took us over a Cretaceous-age fresh Porphyry intrusive which developed a contact metamorphic skarn of Belt carbonates on its southern margin. We went through the tailings pile looking for cool samples. Garnets at the General Store in the mining town were the size of your fist. Closer to Great Falls we observed stromatolites in Belt carbonate rocks. Everything seemed to be gently dipping and undeformed until you would see a drag fold in a bed to tell you otherwise. Our last stop showed Belt sediments thrust over Cretaceous shales.

This Field Trip had something for everyone and we shared fun, friendship and knowledge as we toured the Geology of our favorite US State.

Respectfully submitted,
John Lake, SGS Field Trip Coordinator


Geological Calendar Committee Report

Chair: Ralf Maxeiner

Regina Members: Ken Ashton (Editor)
Monica Cliveti (Secretary)
Jason Cosford (Design)
Michelle Hanson (Treasurer, Editor)
Svieda Ma (joined October, 2018)
Ryan Morelli
Matt Thompson

Saskatoon Members: Kevin Ansdell
Michael Cuggy

Final Editor: Heather Brown



A fourth edition of a wall calendar celebrating Saskatchewan Geoscience was published by the Society. The mission statement of the calendar remains the same as in its first edition: The calendar is first and foremost an outreach project, supposed to educate the general public about Saskatchewan geology and its impact on our lives and prosperity. Monthly photos feature various scenes from the 3.4 billion years of Earth history thus far recorded in the province from outcrop scale to landscape views spanning the Precambrian Shield in the north to the southern prairies. For the 2019 edition the committee has yet

again tweaked the four educational pages at the beginning of the calendar. 'Our History' got a new look with the time scale now presented as one horizontal row, rather than two vertical columns. This year it focuses on Regina building stones. 'Our People' celebrates the achievements of the most recent SGS Honour Roll winner Bill Slimmon, and also gives tribute to Jack Mollard, who passed away in 2017. 'Our Resources' is a page we have created to shine a spotlight on a particular commodity, this year it is Petroleum. The last of the educational pages, 'Our Landscape' is focused this year on the Cypress Hills.

For those who have not yet purchased a calendar it is still available for the price of \$10 for individual copies until the AGM. At the time of writing, it is unclear if the calendar will once again return a profit as it did the last three years. But it looks as though we should be able to break even, and as was the case in previous years, any remaining calendars will be distributed for free to Regina and Saskatoon classrooms. In my estimation, as long as the calendar breaks even or returns a small profit, it can be considered a success and worthwhile effort.

The following sponsors are thanked for their generous contributions towards the 2018 Geological Wall Calendar: The Saskatchewan Mining Association has been a major contributor since the inception of the calendar. The remaining sponsors are, in alphabetical order: Caprice Resources Ltd., Dave Thomas, Dennison Mines, Foran Mining Corporation, Hy-Tech Drilling, J.D. Mollard and Associates, Osprey Wings Ltd., Petroleum Technology Research Centre, PrintWest, RESPEC, Rio Tinto Canada, SSR Mining Seabee; Robertson Trading Company, Saskatchewan Research Council, and Tall Grass Apparel.

I would like to thank all the committee members for their involvement and tremendous efforts in helping to make the fourth edition of the Geology Calendar a reality, a success and a fun project to be working on. The committee would also like to thank all of the people who contributed photos to the calendar and in particular would like to acknowledge photo contributors Morteza Rabiei, James Schulte, Jeff Kuldaneck, Juan Diaz, and Gildas Hélye.

Respectfully submitted,

Ralf Maxeiner,
Committee Chair

Geological Open House Committee Report

Open House Committee Members

Chair: Jason Berenyi

Society reps:

Kate Mac Lachlan

Samantha Van De Kerckhove

Murray Rogers

Eric Nickel

Survey reps:

Keara Lueke

Ann Davidson

Thomas Love

Amanda Palaniuk

Dustin Zmetana

The 49th Annual Open House was held Dec.3-5th, 2018 at the Delta Bessborough Hotel in Saskatoon. Once again, the conference was very well attended with over 700 delegates and 55 exhibitors. There were, a record, 45 geoscience posters on display including 19 graduate and eight undergraduate student presenters.

Four technical sessions were held Dec. 4 and 5th featuring 33 geoscience talks by Survey staff, industry and academic researchers covering a range of topics including: mapping projects, exploration project updates and advances in exploration techniques.

Thirty-nine delegates attended a short course presented by Dave Thomas and Dan Brisbin on mesoscopic alteration and mineralization mapping, while an additional 14 delegates attended a course on improving oral presentation skills. We were pleased to once again be able to offer our delegates affordable geoscience learning opportunity hosted in Saskatchewan.

A break-down of the income and expenditures related to the conference are included in the budget section of this report.

The Saskatchewan Geological Survey and the members of the Open House Organizing committee would like to thank the Society for its continued involvement in, and support of, the province's premier mineral-focused, geoscience conference.

Respectfully submitted,
Jason Berenyi; Open House Committee Chair

8. SASKATCHEWAN GEOLOGICAL SOCIETY AWARDS

Honour Roll Committee Report

The Honour Roll Sub-Committee established in 2002, currently comprises Dr. Don Kent (Chairman); Dr. Jim Christopher; Dr. Charlie Harper; Kim Kreis and David MacDougall. The committee considers nominations received from SGS members via the SGS Executive, and chooses a candidate who receives the honour at the AGM & Awards Dinner in early February. The recipient's name is inscribed on a plaque which hangs in the Saskatchewan Energy and Resources Subsurface Laboratory on Dewdney Avenue. The full list and citations of recipients is on the Saskatchewan Geological Society website under the heading Awards. The Honour Roll recognizes those whose contribution to the science of geology has significantly enhanced our understanding of Saskatchewan's geological history, character and mineral or energy resources. There are at present twenty-seven members on the Honour Roll. The candidate for 2017, inducted at the Annual General Meeting in February 2018 was Bill Slimmon, a long-time geologist at the Saskatchewan Geological Survey, recognized for his development of the multi-layer Digital Geological Atlas of Saskatchewan.

DAVID MACDOUGALL'S CITATION FOR BILL SLIMMON WAS AS FOLLOWS:

Bill Slimmon worked for the Saskatchewan Geological Survey in one capacity or another from 1978 until his retirement in 2017. This year that organization celebrates its 70th Anniversary, so that Bill was associated with the Survey for over half of its existence.

Bill was born in Estevan on 1st January 1957 and was raised with his two sisters on the family farm near Stoughton, southern Saskatchewan. He attended Stoughton Central Elementary and High School from which he graduated in 1975. In the fall of that year he headed to the University of Saskatchewan in Saskatoon to pursue a Bachelor of Science degree in geology. In 1979 he completed his final undergraduate year at University of Regina, graduating in the fall.

In 1978 he was hired by the Survey as a summer student. His first field season was working with Horst Stolz, Garth Drever and others on the Lake Athabasca Submarine Radiometric Survey around Stewart Island and Spring Point. The following year he worked with Project Geologist Charlie Harper on the Athabasca Uranium Project, in the *Maurice Bay area*. *After graduation he obtained a position in 1980 with the Survey as a full-time temporary (contract) geologist with the duty of compiling bedrock geology maps from existing Survey maps at various scales for publication as a 1:250,000 series. Then in 1981 he was back in the field as Senior Assistant with Blaine Scott in the Phelps Lake area in the far northeast corner of the province and again in 1983 and 1984 as Senior Assistant to Charlie Harper, first in the Nevins-Forsyth Lakes area and latterly on the La Ronge Gold Belt Project, in the Waddy Lake area.*

Compilation work continued in the off-time between field seasons, the first map to be published being the Broughton-Macdonald 1:1,000,000 two-sheet, hand-coloured compilation in 1981. Between 1984 and 2005 there followed eleven major compilation maps, mostly at 1:250,000 scale each with corresponding compilation bibliographies. In 1990 he started work on the 1:1,000,000 Geological Map

of Saskatchewan, to replace the 1981 edition. Before publication in 1999, it had already become the digital foundation for the Geological Atlas. In related work Bill was also author, co-author or joint-author of seven geochronology reports and data files, seven conference program and proceedings volume abstracts and twenty-four scientific papers.

Bill's long career with the Survey saw many technological advances. The first personal computers had been introduced to the Survey in 1982. Fieldlog, the first digital notebook program, was introduced in 1991 and around the same time the computer mapping program AutoCad began to be used for plotting maps, and CorelDraw for producing posters. Up until then maps had been largely hand-drawn on mylar using pen and ink, Letraset and Letratone transfers, protractors and stencils. Early published compilations were hand-coloured, photographed and colour-separated by the drafting department and the printers.

In the summer of 1986 Bill became a full-fledged Project Geologist with his own field crew, mapping the Hebden Lake area as part of the La Ronge Gold Belt Project. Other projects followed: Pine Channel area north of the Fond-du-Lac River (1987), Gee Lake (1988), Sadler Lake (1989), Table Lake (1991), Hanson Lake – Sturgeon-weir River area (1992), Comeback Bay on Amisk Lake (1993), and Konuto Lake (1994). From this field work he produced nine reports and twelve accompanying maps for the Annual Summary of Investigations.

In 1994 Bill gained his M.Sc. for the thesis: *Geology of the Gee-Sadler lakes area and its relation to the tectonics of the Glennie Domain, Saskatchewan, Canada*. In 1995 work started on the Geological Atlas of Saskatchewan, the first CD edition of which, completed in 1997, was released at the 1998 Open House. Augmented editions were released annually and Bill gave a series of talks at the Open Houses to illustrate its development, use and potential. In 2000 the Atlas was made available on-line. Further additions to it involved a team that included Brad Champagne (Mines Branch) and Tom Schmidt (Oil & Gas Division), whose staff provided the layers of data to show such things as mineral dispositions, and oil and gas wells. At the Association of Professional Engineers & Geoscientists Awards Banquet in Regina in May 2017 the Atlas Team was awarded the APEGS Exceptional Engineering/Geoscience Project Award.

In November 1996 the Leader-Post published a half-page article under the banner headline *GIS DAY – Discovering the World through GIS*. Finally some recognition! In 2010 Bill became Assistant Chief Geologist of the Data Management Unit with staff responsible for Mineral Disposition assessment submissions, Assessment Files, geophysical surveys and interpretation, the Precambrian Laboratory and its core collection in La Ronge and four GIS staff in charge of map production. He retired from the Survey May 31st 2017.

Having made a preliminary visit to Vienna on the Survey's behalf in June 2016, Bill was given a three-month contract in the fall of 2017 with the International Atomic Energy Authority working on a digital Atlas of global uranium deposits.

Respectfully submitted,

David MacDougall,
Honour Roll committee

Awards Committee Report - 2018 Student Awards

The Society presents four awards each year in recognition of up and coming geoscience students. In addition to the award each student recipient will receive a cheque for \$250, a framed certificate, and expenses to the Awards Dinner for them and a guest.

The **President's Award** is presented to the best undergraduate student poster at the Saskatchewan Geological Open House. This year the award is presented to **Erik Miller** of the University of Regina for his poster titled "*Structural Comparison of Deformation Bands and Underlying Basement Units along the C1 Fault Trend, Athabasca Basin*". Second place in this category went to **Shelby Brandt**, also of the University of Regina, for her poster titled "*Structural Analysis of the Robertson and Palmer Lakes Area, Glennie Domain, Reindeer Zone, Saskatchewan, Canada*". Shelby received a cheque for \$150 and a framed certificate. There were eight posters in this category.

The **Lazlo Fuzesy Award** is presented to the best graduate student poster at the Saskatchewan Geological Open House. This year it is presented to **Lavie Nguyen** of the University of Saskatchewan for her poster titled "*Automated Identification of Geodynamic Features and Associations in Plate Tectonic Models*". Second place in this category went to **Matthew Nadeau**, also of the University of Saskatchewan, for his poster titled "*Mg Isotope Tracing of Paleofluid Migration During Dolomite Formation in the Williston Basin*". Matthew received a cheque for \$150 and a framed certificate. Third place in this category went to **Zachary Maurer** of the University of Regina for his poster titled "*Lithium Isotope Analysis of Williston Basin Brines*". Zachary received a cheque for \$100 and a framed certificate. There was a record 19 posters in this category.

The judges for the 2018 poster competition were **Dr. Colin Sproat** (University of Saskatchewan), **Ms. Svieda Ma** (Saskatchewan Geological Survey), **Dr. Tsilavo Raharimahefa** (University of Regina), **Dr. Dan Brisbin** (Consultant) and **Mr. Murray Rogers** (Saskatchewan Geological Survey). The judges are thanked for their valued contributions to these student poster awards.

The **Robert Milner Award** is presented to the top graduating undergraduate geology student at the University of Regina. Robert Milner was a prominent Saskatchewan geologist who made significant contributions to the understanding of the sedimentology and stratigraphy of the Jurassic System in Saskatchewan, particularly units such as the Watrous, Gravelbourg, Shaunavon, and Vanguard formations. This year the award is presented to **Dylan Deck**.

The **Walter Kupsch Award** is presented to the top graduating undergraduate geoscience student at the University of Saskatchewan. Walter Kupsch was a geology professor at the U. of S. who made important contributions through his work in Quaternary geology, terrain analysis, and northern non-renewable resource development. This year the award is presented to **Lyndsay Hauber**.

Respectfully submitted,

Murray Rogers,
Awards Committee Chair

9. NOMINATING COMMITTEE

The term of the 2018 SGS Executive ends with the AGM on February 4, 2017. The 2016 Executive puts forward the following candidates for the 2017 Executive:

President:	Mike Thomas
Vice-President:	Taylor Forsyth
Treasurer:	Dillon Johnstone
Secretary:	Andrew Morley
Business Manager:	Samantha Van De Kerckhove
Program Chair:	Kim Kreis
Assistant Program Chair:	Alec Pollard
Past President:	Erik Nickel

A motion will be made at the AGM to accept the full slate of candidates for 2019.

Respectfully submitted,

Erik Nickel
President

Appendix A: Financials

Appendix A: Table of Contents

Management Financials:01 - Profit and Loss Details	3
Management Financials:02 - Profit and Loss Comparisons	6
Management Financials:03 - Profit and Loss by Class.....	10
Management Financials:04 - Balance Sheet Summary.....	13
Management Financials:05 - Balance Sheet Comparison	14
Management Financials:06 - A/R Aging Summary	16
Management Financials:07 - A/P Aging Summary	17
Management Financials:08 - Statement of Cash Flows	18
Management Financials:09 - Business Overview.....	19

Management Financials:01 - Profit and Loss Details

January - December 2018

	Total
INCOME	
4000 AGM Income	
4001 Ticket Sales	1,860.00
Total 4000 AGM Income	1,860.00
4050 Annual Field Trip Income	
4051 Registration Fees	7,000.00
Total 4050 Annual Field Trip Income	7,000.00
4100 Calendar	
4101 Sales	1,749.97
4102 Sponsorships	2,350.00
Total 4100 Calendar	4,099.97
4150 Curling Funspiel Income	
4151 Tickets	465.00
Total 4150 Curling Funspiel Income	465.00
4200 Education and Outreach Income	
4201 Grants	1,502.52
4202 Sponsorship	950.00
Total 4200 Education and Outreach Income	2,452.52
4250 BBQ Tournament Income	
4251 Registration Fees	315.00
Total 4250 BBQ Tournament Income	315.00
4300 Grants/Sponsorships	
4301 A.P.E.G.S Grant	4,000.00
4302 Corporate Sponsorships	400.00
Total 4300 Grants/Sponsorships	4,400.00
4350 Luncheon Income	
4351 Ticket Sales	4,842.00
Total 4350 Luncheon Income	4,842.00
4400 Membership Dues	
4401 Active	983.52
4402 Amateur	20.00
4403 Corporate	525.00
4405 Student	340.00
Total 4400 Membership Dues	1,868.52
4450 Merchandise Sales	
4451 Royalty Fees (Income)	3,673.73
4453 Promotional Materials	333.33
4454 Volume Sales	103.78
Total 4450 Merchandise Sales	4,110.84
4600 Open House Event	
4601 Short Course Registration	15,600.00
4602 Booth Registration	40,500.00
4603 Sponsorship	26,000.00
Total 4600 Open House Event	82,100.00
Total Income	113,513.85

	Total
COST OF GOODS SOLD	
5000 AGM Expenses	
5001 Catering	3,350.54
5004 Outgoing President Recognition	102.87
Total 5000 AGM Expenses	3,453.41
5050 Annual Field Trip Expenses	10,545.08
5060 Calendar, SGS publication	
5061 Mailing	133.43
5062 Printing	4,054.50
5063 Reimbursement	33.33
Total 5060 Calendar, SGS publication	4,221.26
5100 Curling Funspiel	
5101 Catering	114.48
5102 Ice Rental	257.42
5103 Misc.	44.87
Total 5100 Curling Funspiel	416.77
5150 Education	
5151 Public Lecture	80.07
5152 School Lecture	
5153 Bussing	1,478.61
5155 Planning Committee expenses	206.80
5156 Speaker Gift	106.00
5157 Supplies	102.68
5158 Lunch for volunteers	338.30
Total 5152 School Lecture	2,232.39
Total 5150 Education	2,312.46
5200 Golf Tournament	
5201 BBQ Supplies	399.25
Total 5200 Golf Tournament	399.25
5250 Luncheon Expenses	
5251 Catering	7,567.34
5252 Speaker Expenses	
5253 Accomodation	769.76
5254 Meals	1,824.19
5255 Travel	319.97
Total 5252 Speaker Expenses	2,913.92
5260 Speaker gifts	638.91
Total 5250 Luncheon Expenses	11,120.17
5400 Awards	
5401 Postage	23.49
5402 Robert Milner Award	350.00
5403 Travel Expenses	662.87
5404 Walter Kupsch Award	350.00
5405 Plaque Engraving	73.77
5406 Poster contest awards	650.00
5407 Awards Other Expenses	296.62
Total 5400 Awards	2,406.75

	Total
5500 Open House Event Expenses	66,947.70
Total Cost of Goods Sold	101,822.85
GROSS PROFIT	11,691.00
EXPENSES	
6000 Professional Fees	
6001 Accountant Fees	600.00
6002 Bookkeeping Fees	6,936.14
Total 6000 Professional Fees	7,536.14
6040 Stripe Fees	2,680.55
6060 Insurance	772.29
6078 Software and Subscriptions	179.14
6090 Postage Expenses	
6091 PO Box Rental	190.00
6092 Volume Canada Post	99.86
Total 6090 Postage Expenses	289.86
6095 Publication printing	37.49
6100 Advertising/Promotional	
6102 SGS Website	1,272.00
6103 Booth-related expenses	510.65
Total 6100 Advertising/Promotional	1,782.65
6120 Sponsorship	250.00
6150 Executive meeting expenses	
6151 Food and Beverage	455.12
Total 6150 Executive meeting expenses	455.12
6900 Depreciation	292.19
Total Expenses	14,275.43
OTHER INCOME	
4800 GIC Investment Interest earned	127.82
Total Other Income	127.82
PROFIT	\$ -2,456.61

Management Financials:02 - Profit and Loss Comparations

January - December 2018

	Jan - Dec 2018	Jan - Dec 2017 (PY)	Change	Total % Change
INCOME				
4000 AGM Income				
4001 Ticket Sales	1,860.00	2,601.24	-741.24	-28.50 %
Total 4000 AGM Income	1,860.00	2,601.24	-741.24	-28.50 %
4050 Annual Field Trip Income				
4051 Registration Fees	7,000.00	7,631.30	-631.30	-8.27 %
Total 4050 Annual Field Trip Income	7,000.00	7,631.30	-631.30	-8.27 %
4100 Calendar				
4101 Sales	1,749.97		1,749.97	
4102 Sponsorships	2,350.00	3,457.34	-1,107.34	-32.03 %
Total 4100 Calendar	4,099.97	3,457.34	642.63	18.59 %
4150 Curling Funspiel Income				
4151 Tickets	465.00	562.04	-97.04	-17.27 %
Total 4150 Curling Funspiel Income	465.00	562.04	-97.04	-17.27 %
4200 Education and Outreach Income				
4201 Grants	1,502.52	1,500.00	2.52	0.17 %
4202 Sponsorship	950.00		950.00	
Total 4200 Education and Outreach Income	2,452.52	1,500.00	952.52	63.50 %
4250 BBQ Tournament Income				
4251 Registration Fees	315.00	1,057.29	-742.29	-70.21 %
Total 4250 BBQ Tournament Income	315.00	1,057.29	-742.29	-70.21 %
4300 Grants/Sponsorships				
4301 A.P.E.G.S Grant	4,000.00		4,000.00	
4302 Corporate Sponsorships	400.00	4,000.00	-3,600.00	-90.00 %
4303 WBC Grant		15,000.00	15,000.00	-100.00 %
Total 4300 Grants/Sponsorships	4,400.00	19,000.00	14,600.00	-76.84 %
4350 Luncheon Income				
4351 Ticket Sales	4,842.00	4,070.00	772.00	18.97 %
Total 4350 Luncheon Income	4,842.00	4,070.00	772.00	18.97 %
4400 Membership Dues				
4401 Active	983.52	920.45	63.07	6.85 %
4402 Amateur	20.00	19.41	0.59	3.04 %
4403 Corporate	525.00	200.00	325.00	162.50 %
4404 Lifetime		1,097.75	-1,097.75	-100.00 %
4405 Student	340.00	368.56	-28.56	-7.75 %
Total 4400 Membership Dues	1,868.52	2,606.17	-737.65	-28.30 %
4450 Merchandise Sales				
4451 Royalty Fees (Income)	3,673.73	3,170.73	503.00	15.86 %
4452 Postage and Handing		34.52	-34.52	-100.00 %
4453 Promotional Materials	333.33	557.14	-223.81	-40.17 %
4454 Volume Sales	103.78	909.47	-805.69	-88.59 %

				Total
	Jan - Dec 2018	Jan - Dec 2017 (PY)	Change	% Change
Total 4450 Merchandise Sales	4,110.84	4,671.86	-561.02	-12.01 %
4500 Open House - Society Related				
4502 Sponsorships		250.00	-250.00	-100.00 %
Total 4500 Open House - Society Related		250.00	-250.00	-100.00 %
4600 Open House Event				
4601 Short Course Registration	15,600.00	13,800.00	1,800.00	13.04 %
4602 Booth Registration	40,500.00	41,250.00	-750.00	-1.82 %
4603 Sponsorship	26,000.00	24,000.00	2,000.00	8.33 %
Total 4600 Open House Event	82,100.00	79,050.00	3,050.00	3.86 %
			-	
Total Income	113,513.85	126,457.24	12,943.39	-10.24 %
COST OF GOODS SOLD				
5000 AGM Expenses				
5001 Catering	3,350.54	4,136.51	-785.97	-19.00 %
5002 Misc.		30.98	-30.98	-100.00 %
5004 Outgoing President Recognition	102.87	67.33	35.54	52.78 %
Total 5000 AGM Expenses	3,453.41	4,234.82	-781.41	-18.45 %
5050 Annual Field Trip Expenses	10,545.08	9,366.18	1,178.90	12.59 %
5060 Calendar, SGS publication				
5061 Mailing	133.43	42.95	90.48	210.66 %
5062 Printing	4,054.50	4,066.16	-11.66	-0.29 %
5063 Reimbursement	33.33	149.52	-116.19	-77.71 %
Total 5060 Calendar, SGS publication	4,221.26	4,258.63	-37.37	-0.88 %
5100 Curling Funspiel				
5101 Catering	114.48	420.00	-305.52	-72.74 %
5102 Ice Rental	257.42	240.00	17.42	7.26 %
5103 Misc.	44.87	87.05	-42.18	-48.45 %
Total 5100 Curling Funspiel	416.77	747.05	-330.28	-44.21 %
5150 Education				
5151 Public Lecture	80.07	34.63	45.44	131.22 %
5152 School Lecture				
5153 Bussing	1,478.61	1,624.06	-145.45	-8.96 %
5155 Planning Committee expenses	206.80	139.10	67.70	48.67 %
5156 Speaker Gift	106.00	150.00	-44.00	-29.33 %
5157 Supplies	102.68	122.85	-20.17	-16.42 %
5158 Lunch for volunteers	338.30		338.30	
Total 5152 School Lecture	2,232.39	2,036.01	196.38	9.65 %
Total 5150 Education	2,312.46	2,070.64	241.82	11.68 %
5200 Golf Tournament		679.26	-679.26	-100.00 %
5201 BBQ Supplies	399.25	22.99	376.26	1,636.62 %
5203 Green Fees		500.00	-500.00	-100.00 %
Total 5200 Golf Tournament	399.25	1,202.25	-803.00	-66.79 %
5250 Luncheon Expenses				
5154 Lunch for Volunteers		278.00	-278.00	-100.00 %
5251 Catering	7,567.34	4,663.86	2,903.48	62.25 %

	Jan - Dec 2018	Jan - Dec 2017 (PY)	Change	Total % Change
5252 Speaker Expenses				
5253 Accomodation	769.76	1,357.04	-587.28	-43.28 %
5254 Meals	1,824.19	881.44	942.75	106.96 %
5255 Travel	319.97	1,377.02	-1,057.05	-76.76 %
5256 Other Expenses		730.00	-730.00	-100.00 %
Total 5252 Speaker Expenses	2,913.92	4,345.50	-1,431.58	-32.94 %
5260 Speaker gifts	638.91	1,064.17	-425.26	-39.96 %
Total 5250 Luncheon Expenses	11,120.17	10,351.53	768.64	7.43 %
5300 Open House - Soc. Related				
5305 Public Lecture (deleted)		301.26	-301.26	-100.00 %
Total 5300 Open House - Soc. Related		301.26	-301.26	-100.00 %
5350 Willston Basin Conference				
5351 Core Workshop		1,582.48	-1,582.48	-100.00 %
Total 5350 Willston Basin Conference		1,582.48	-1,582.48	-100.00 %
5400 Awards				
5401 Postage	23.49	10.67	12.82	120.15 %
5402 Robert Milner Award	350.00	250.00	100.00	40.00 %
5403 Travel Expenses	662.87	517.14	145.73	28.18 %
5404 Walter Kupsch Award	350.00	250.00	100.00	40.00 %
5405 Plaque Engraving	73.77	69.42	4.35	6.27 %
5406 Poster contest awards	650.00		650.00	
5407 Awards Other Expenses	296.62		296.62	
Total 5400 Awards	2,406.75	1,097.23	1,309.52	119.35 %
5500 Open House Event Expenses	66,947.70	76,763.03	-9,815.33	-12.79 %
			-	
Total Cost of Goods Sold	101,822.85	111,975.10	10,152.25	-9.07 %
GROSS PROFIT	11,691.00	14,482.14	-2,791.14	-19.27 %
EXPENSES				
6000 Professional Fees				
6001 Accountant Fees	600.00		600.00	
6002 Bookkeeping Fees	6,936.14		6,936.14	
Total 6000 Professional Fees	7,536.14		7,536.14	
				181,218.24
6040 Stripe Fees	2,680.55	-1.48	2,682.03	%
6055 Business Licenses and Fees		15.00	-15.00	-100.00 %
6060 Insurance	772.29	1,219.00	-446.71	-36.65 %
6078 Software and Subscriptions	179.14	148.66	30.48	20.50 %
6090 Postage Expenses				
6091 PO Box Rental	190.00	195.30	-5.30	-2.71 %
6092 Volume Canada Post	99.86	166.75	-66.89	-40.11 %
Total 6090 Postage Expenses	289.86	362.05	-72.19	-19.94 %
6095 Publication printing	37.49	557.56	-520.07	-93.28 %
6100 Advertising/Promotional				
6101 Clothing		665.84	-665.84	-100.00 %
6102 SGS Website	1,272.00	2,944.39	-1,672.39	-56.80 %
6103 Booth-related expenses	510.65	1,352.38	-841.73	-62.24 %

	Jan - Dec 2018	Jan - Dec 2017 (PY)	Change	Total % Change
Total 6100 Advertising/Promotional	1,782.65	4,962.61	-3,179.96	-64.08 %
6120 Sponsorship	250.00		250.00	
6150 Executive meeting expenses				
6151 Food and Beverage	455.12	443.66	11.46	2.58 %
Total 6150 Executive meeting expenses	455.12	443.66	11.46	2.58 %
6900 Depreciation	292.19		292.19	
Total Expenses	14,275.43	7,707.06	6,568.37	85.23 %
OTHER INCOME				
4800 GIC Investment Interest earned	127.82		127.82	
Total Other Income	127.82	0.00	127.82	0.00%
			\$ -	
PROFIT	\$ -2,456.61	\$6,775.08	9,231.69	-136.26 %

Management Financials:03 - Profit and Loss by Class

January - December 2018

	AGM/Awards Dinner	Bonspiel (Curling)	Field Trip	Geology Calendar	Golf Tournament	Luncheon talks (10)	Membership	Merchandise/Publication	Open House	Operations	Outreach	TOTAL
INCOME												
4000 AGM Income												0.00
4001 Ticket Sales	1,860.00											1,860.00
Total 4000 AGM Income	1,860.00											1,860.00
4050 Annual Field Trip Income												0.00
4051 Registration Fees			7,000.00									7,000.00
Total 4050 Annual Field Trip Income			7,000.00									7,000.00
4100 Calendar												0.00
4101 Sales				1,749.97								1,749.97
4102 Sponsorships				2,350.00								2,350.00
Total 4100 Calendar				4,099.97								4,099.97
4150 Curling Funspiel Income												0.00
4151 Tickets		465.00										465.00
Total 4150 Curling Funspiel Income		465.00										465.00
4200 Education and Outreach Income												0.00
4201 Grants											1,502.52	1,502.52
4202 Sponsorship											950.00	950.00
Total 4200 Education and Outreach Income											2,452.52	2,452.52
4250 BBQ Tournament Income												0.00
4251 Registration Fees					315.00							315.00
Total 4250 BBQ Tournament Income					315.00							315.00
4300 Grants/Sponsorships												0.00
4301 A.P.E.G.S Grant										4,000.00		4,000.00
4302 Corporate Sponsorships										400.00		400.00
Total 4300 Grants/Sponsorships										4,400.00		4,400.00
4350 Luncheon Income												0.00
4351 Ticket Sales						4,842.00						4,842.00
Total 4350 Luncheon Income						4,842.00						4,842.00
4400 Membership Dues												0.00
4401 Active							983.52					983.52
4402 Amateur							20.00					20.00
4403 Corporate							525.00					525.00
4405 Student							340.00					340.00
Total 4400 Membership Dues							1,868.52					1,868.52
4450 Merchandise Sales												0.00
4451 Royalty Fees (Income)								3,673.73				3,673.73
4453 Promotional Materials								333.33				333.33
4454 Volume Sales								103.78				103.78
Total 4450 Merchandise Sales								4,110.84				4,110.84
4600 Open House Envent												0.00
4601 Short Course Registration									15,600.00			15,600.00
4602 Booth Registration									40,500.00			40,500.00
4603 Sponsorship									26,000.00			26,000.00
Total 4600 Open House Envent									82,100.00			82,100.00
Total Income	1,860.00	465.00	7,000.00	4,099.97	315.00	4,842.00	1,868.52	4,110.84	82,100.00	4,400.00	2,452.52	113,513.85

	AGM/Awards Dinner	Bonspiel (Curling)	Field Trip	Geology Calendar	Golf Tournament	Luncheon talks (10)	Membership	Merchandise/Publication	Open House	Operations	Outreach	TOTAL
COST OF GOODS SOLD												
5000 AGM Expenses												0.00
5001 Catering	3,350.54											3,350.54
5004 Outgoing President Recognition										102.87		102.87
Total 5000 AGM Expenses	3,350.54									102.87		3,453.41
5050 Annual Field Trip Expenses			10,545.08									10,545.08
5060 Calendar, SGS publication												0.00
5061 Mailing				119.47				13.96				133.43
5062 Printing				4,054.50								4,054.50
5063 Reimbursement				33.33								33.33
Total 5060 Calendar, SGS publication				4,207.30				13.96				4,221.26
5100 Curling Funspiel												0.00
5101 Catering		114.48										114.48
5102 Ice Rental		257.42										257.42
5103 Misc.		44.87										44.87
Total 5100 Curling Funspiel		416.77										416.77
5150 Education												0.00
5151 Public Lecture									80.07			80.07
5152 School Lecture												0.00
5153 Bussing											1,478.61	1,478.61
5155 Planning Committee expenses											206.80	206.80
5156 Speaker Gift											106.00	106.00
5157 Supplies											102.68	102.68
5158 Lunch for volunteers											338.30	338.30
Total 5152 School Lecture											2,232.39	2,232.39
Total 5150 Education									80.07		2,232.39	2,312.46
5200 Golf Tournament												0.00
5201 BBQ Supplies					399.25							399.25
Total 5200 Golf Tournament					399.25							399.25
5250 Luncheon Expenses												0.00
5251 Catering						7,567.34						7,567.34
5252 Speaker Expenses												0.00
5253 Accomodation						769.76						769.76
5254 Meals						1,824.19						1,824.19
5255 Travel						319.97						319.97
Total 5252 Speaker Expenses						2,913.92						2,913.92
5260 Speaker gifts						638.91						638.91
Total 5250 Luncheon Expenses						11,120.17						11,120.17
5400 Awards												0.00
5401 Postage	23.49											23.49
5402 Robert Milner Award	350.00											350.00
5403 Travel Expenses	662.87											662.87
5404 Walter Kupsch Award	350.00											350.00
5405 Plaque Engraving	73.77											73.77
5406 Poster contest awards	650.00											650.00
5407 Awards Other Expenses	296.62											296.62
Total 5400 Awards	2,406.75											2,406.75

	AGM/Awards Dinner	Bonspiel (Curling)	Field Trip	Geology Calendar	Golf Tournament	Luncheon talks (10)	Membership	Merchandise/Publication	Open House	Operations	Outreach	TOTAL
5500 Open House Event Expenses									66,947.70			66,947.70
Total Cost of Goods Sold	5,757.29	416.77	10,545.08	4,207.30	399.25	11,120.17	0.00	13.96	66,947.70	182.94	2,232.39	101,822.85
GROSS PROFIT	-3,897.29	48.23	-3,545.08	-107.33	-84.25	-6,278.17	1,868.52	4,096.88	15,152.30	4,217.06	220.13	11,691.00
EXPENSES												
6000 Professional Fees												0.00
6001 Accountant Fees										600.00		600.00
6002 Bookkeeping Fees										6,936.14		6,936.14
Total 6000 Professional Fees										7,536.14		7,536.14
6040 Stripe Fees	53.62	18.50	207.50		13.10		70.77		2,317.06			2,680.55
6060 Insurance										772.29		772.29
6078 Software and Subscriptions										179.14		179.14
6090 Postage Expenses												0.00
6091 PO Box Rental										190.00		190.00
6092 Volume Canada Post							64.27			35.59		99.86
Total 6090 Postage Expenses							64.27			225.59		289.86
6095 Publication printing								37.49				37.49
6100 Advertising/Promotional												0.00
6102 SGS Website									636.00	636.00		1,272.00
6103 Booth-related expenses										510.65		510.65
Total 6100 Advertising/Promotional									636.00	1,146.65		1,782.65
6120 Sponsorship										250.00		250.00
6150 Executive meeting expenses												0.00
6151 Food and Beverage										455.12		455.12
Total 6150 Executive meeting expenses										455.12		455.12
6900 Depreciation										292.19		292.19
Total Expenses	53.62	18.50	207.50	0.00	13.10	0.00	135.04	37.49	2,953.06	10,857.12	0.00	14,275.43
OTHER INCOME												
4800 GIC Investment Interest earned											127.82	127.82
Total Other Income	0.00	0.00	0.00	0.00	0.00	0.00	0.00	0.00	0.00	127.82	0.00	127.82
PROFIT	\$ -3,950.91	\$29.73	\$ -3,752.58	\$ -107.33	\$ -97.35	\$ -6,278.17	\$1,733.48	\$4,059.39	\$12,199.24	\$ -6,512.24	\$220.13	\$ -2,456.61

Management Financials:04 - Balance Sheet Summary

As of December 31, 2018

	Total
ASSETS	
Current Assets	
Cash and Cash Equivalent	
1000 TD Bank - Chequing	28,364.83
1001 SK Geological Open House	97,184.44
Total 1000 TD Bank - Chequing	125,549.27
1050 Petty Cash	300.00
Total Cash and Cash Equivalent	125,849.27
Accounts Receivable (A/R)	
1200 Accounts Receivable (A/R)	8,002.52
Total Accounts Receivable (A/R)	8,002.52
1600 Prepaid Expenses	933.93
Total Current Assets	134,785.72
Non-current Assets	
Property, plant and equipment	
1300 Computers	1,062.52
1301 A/A - Computer	-292.19
Total 1300 Computers	770.33
Total Property, plant and equipment	770.33
1700 TD GIC Investment	32,081.84
Total Non Current Assets	32,852.17
Total Assets	\$167,637.89
LIABILITIES AND EQUITY	
Liabilities	
Current Liabilities	
Accounts Payable (A/P)	
2000 Accounts Payable (A/P)	49,568.30
Total Accounts Payable (A/P)	49,568.30
2015 Accrual Payables	5,618.65
2100 Deferred revenue	23.97
2200 GST/HST Payable	-1,824.46
2206 S/A PST and Adjustments	90.14
Total Current Liabilities	53,476.60
Total Liabilities	53,476.60
Equity	
Retained Earnings	116,617.90
Profit for the year	-2,456.61
Total Equity	114,161.29
Total Liabilities and Equity	\$167,637.89

Management Financials:05 - Balance Sheet Comparison

As of December 31, 2018

	As of Dec 31, 2018	As of Dec 31, 2017 (PY)	Change	Total % Change
ASSETS				
Current Assets				
Cash and Cash Equivalent				
1000 TD Bank - Chequing	28,364.83	42,413.12	-14,048.29	-33.12 %
1001 SK Geological Open House	97,184.44	94,956.38	2,228.06	2.35 %
Total 1000 TD Bank - Chequing	125,549.27	137,369.50	-11,820.23	-8.60 %
1050 Petty Cash	300.00	300.00	0.00	0.00 %
Total Cash and Cash Equivalent	125,849.27	137,669.50	-11,820.23	-8.59 %
Accounts Receivable (A/R)				
1200 Accounts Receivable (A/R)	8,002.52		8,002.52	
Total Accounts Receivable (A/R)	8,002.52	0.00	8,002.52	0.00%
1600 Prepaid Expenses	933.93		933.93	
Total Current Assets	134,785.72	137,669.50	-2,883.78	-2.09 %
Non-current Assets				
Property, plant and equipment				
1300 Computers	1,062.52		1,062.52	
1301 A/A - Computer	-292.19		-292.19	
Total 1300 Computers	770.33		770.33	
Total Property, plant and equipment	770.33	0.00	770.33	0.00%
1700 TD GIC Investment	32,081.84	31,954.02	127.82	0.40 %
Total Non Current Assets	32,852.17	31,954.02	898.15	2.81 %
			\$ -	
Total Assets	\$167,637.89	\$169,623.52	1,985.63	-1.17 %
LIABILITIES AND EQUITY				
Liabilities				
Current Liabilities				
Accounts Payable (A/P)				
2000 Accounts Payable (A/P)	49,568.30	53,269.49	-3,701.19	-6.95 %
Total Accounts Payable (A/P)	49,568.30	53,269.49	-3,701.19	-6.95 %
2015 Accrual Payables	5,618.65		5,618.65	
2100 Deferred revenue	23.97	332.04	-308.07	-92.78 %
				-206.16 %
2200 GST/HST Payable	-1,824.46	-595.91	-1,228.55	%
2206 S/A PST and Adjustments	90.14		90.14	
Total Current Liabilities	53,476.60	53,005.62	470.98	0.89 %
Total Liabilities	53,476.60	53,005.62	470.98	0.89 %
Equity				
Retained Earnings	116,617.90	109,842.82	6,775.08	6.17 %
				-136.26 %
Profit for the year	-2,456.61	6,775.08	-9,231.69	%
Total Equity	114,161.29	116,617.90	-2,456.61	-2.11 %

	As of Dec 31, 2018	As of Dec 31, 2017 (PY)	Change \$ -	Total % Change
Total Liabilities and Equity	\$167,637.89	\$169,623.52	1,985.63	-1.17 %

Management Financials:06 - A/R Aging Summary

As of December 31, 2018

	Current	1 - 30	31 - 60	61 - 90	91 and over	Total
Apegs					4,000.00	4,000.00
Canadian Geological Foundation		1,502.52				1,502.52
City of Saskatoon	2,500.00					2,500.00
TOTAL	\$2,500.00	\$1,502.52	\$0.00	\$0.00	\$4,000.00	\$8,002.52

Management Financials:07 - A/P Aging Summary

As of December 31, 2018

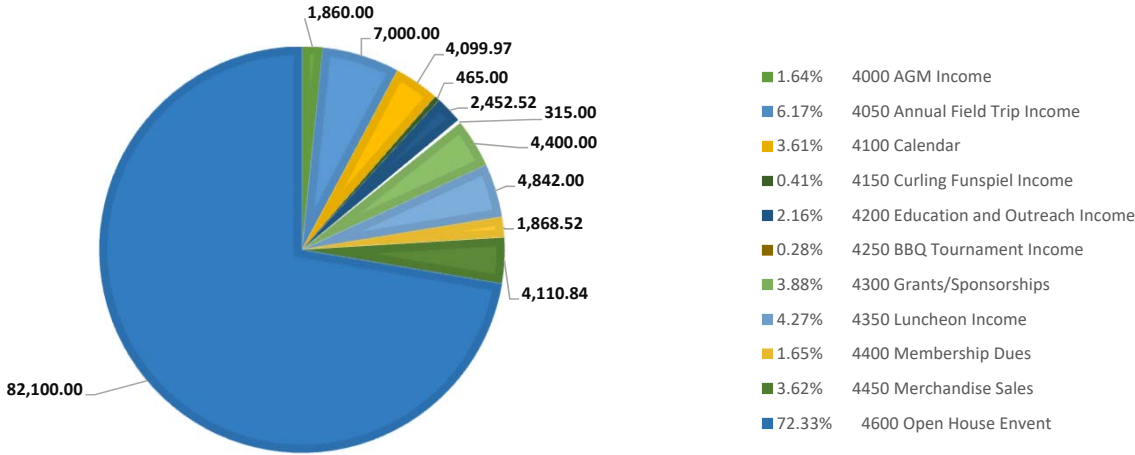
	Current	1 - 30	31 - 60	61 - 90	91 and over	Total
Davidson Bookkeeping Services Inc.	1,551.23					1,551.23
Delta Hotel Bessborough		47,800.56				47,800.56
Kate MacLachaln (vendor)	216.51					216.51
TOTAL	\$1,767.74	\$47,800.56	\$0.00	\$0.00	\$0.00	\$49,568.30

Management Financials:08 - Statement of Cash Flows

January - December 2018

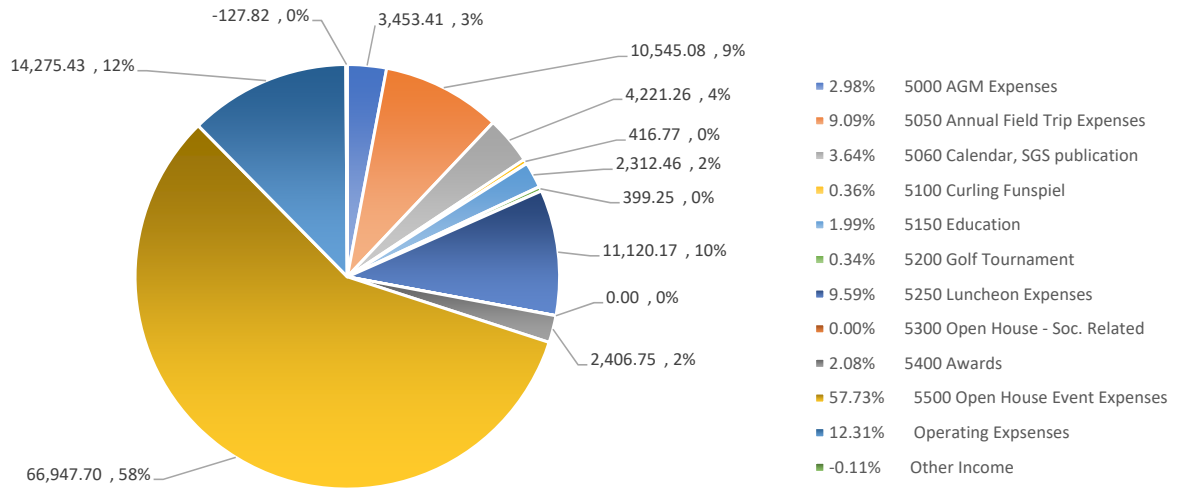
	Total
OPERATING ACTIVITIES	
Net Income	-2,456.61
Adjustments to reconcile Net Income to Net Cash provided by operations:	
1200 Accounts Receivable (A/R)	-8,002.52
1600 Prepaid Expenses	-933.93
1301 Computers:A/A - Computer	292.19
2000 Accounts Payable (A/P)	-3,701.19
2015 Accrual Payables	5,618.65
2100 Deferred revenue	-308.07
2200 GST/HST Payable	-1,228.55
2206 S/A PST and Adjustments	90.14
Total Adjustments to reconcile Net Income to Net Cash provided by operations:	-8,173.28
Net cash provided by operating activities	-10,629.89
INVESTING ACTIVITIES	
1300 Computers	-1,062.52
1700 TD GIC Investment	-127.82
Net cash provided by investing activities	-1,190.34
NET CASH INCREASE FOR PERIOD	-11,820.23
Cash at beginning of period	137,669.50
CASH AT END OF PERIOD	\$125,849.27

2018 INCOME



%	Category	(\$) Amount
1.64%	4000 AGM Income	1,860.00
6.17%	4050 Annual Field Trip Income	7,000.00
3.61%	4100 Calendar	4,099.97
0.41%	4150 Curling Funspiel Income	465.00
2.16%	4200 Education and Outreach Income	2,452.52
0.28%	4250 BBQ Tournament Income	315.00
3.88%	4300 Grants/Sponsorships	4,400.00
4.27%	4350 Luncheon Income	4,842.00
1.65%	4400 Membership Dues	1,868.52
3.62%	4450 Merchandise Sales	4,110.84
72.33%	4600 Open House Envent	82,100.00
Total Income		\$ 113,513.85

2018 EXPENSES



%	Category	(\$) Amount
2.98%	5000 AGM Expenses	3,453.41
9.09%	5050 Annual Field Trip Expenses	10,545.08
3.64%	5060 Calendar, SGS publication	4,221.26
0.36%	5100 Curling Funspiel	416.77
1.99%	5150 Education	2,312.46
0.34%	5200 Golf Tournament	399.25
9.59%	5250 Luncheon Expenses	11,120.17
0.00%	5300 Open House - Soc. Related	0.00
2.08%	5400 Awards	2,406.75
57.73%	5500 Open House Event Expenses	66,947.70
12.31%	Operating Expenses	14,275.43
-0.11%	Other Income	-127.82
	Total Expenses	\$ 115,970.46



SASKATCHEWAN GEOLOGICAL SOCIETY
Proposed Budget 2019



General Society	2016 Actual		2017 Actual		2018 Proposed		2018 Actual		3-year average	2019 Proposed	
	Main	Sub	Main	Sub	Main	Sub	Main	Sub		Main	Sub
NET SURPLUS/LOSS	\$ (7,499.81)		\$ 4,463.17		\$ (13,986.00)		\$ (14,609.85)		\$ (5,882.16)	\$ (4,780.00)	
INCOME	\$ 31,814.20		\$ 46,783.88		\$ 43,650.00		\$ 31,366.83		\$ 36,654.97	\$ 51,000.00	
Annual General Meeting	\$ 2,305.00		\$ 2,601.24		\$ 2,500.00		\$ 1,860.00		\$ 2,255.41	\$ 3,500.00	
APEGGS constituent society grant	\$ 4,000.00		\$ 4,000.00		\$ 4,000.00		\$ 4,000.00		\$ 4,000.00	\$ 4,000.00	
Athabasca Basin Drillcore Workshop Sponsorship	n/a		\$ -		\$ 6,000.00		\$ -		NA	\$ -	\$ -
Registration			\$ -		\$ 4,500.00		\$ -		\$ -	\$ -	\$ -
Calendar	\$ 5,094.30		\$ 3,457.34		\$ 5,000.00		\$ 4,099.97		\$ 4,217.20	\$ 4,600.00	
Sponsorship		\$ 2,146.80		\$ 1,700.00		\$ 2,100.00		\$ 2,350.00	\$ -		\$ 2,100.00
Sales	\$ -	\$ 2,947.50		\$ 1,757.34		\$ 2,900.00		\$ 1,749.97	NA		\$ 2,500.00
Curling bonspiel	\$ 705.00		\$ 572.04		\$ 750.00		\$ 417.98		\$ 565.01	\$ 750.00	
Education & Outreach	\$ 1,000.00		\$ 1,500.00		\$ 2,900.00		\$ 2,452.52		\$ 1,650.84	\$ 2,500.00	
Sponsorship							\$ 950.00		\$ -		\$ 500.00
School talk bussing		\$ 1,000.00		\$ 1,500.00		\$ 2,900.00		\$ 1,502.52	\$ -		\$ 2,000.00
Field trip	\$ 4,985.20		\$ 7,631.30		\$ 8,500.00		\$ 7,000.00		\$ 6,538.83	\$ 7,000.00	
Golf tournament (and BBQ)	\$ 1,690.00		\$ 1,057.29		\$ 1,750.00		\$ 315.00		\$ 1,020.76	\$ 1,200.00	
Luncheon meeting tickets	\$ 2,667.00		\$ 4,070.00		\$ 3,800.00		\$ 4,842.00		\$ 3,859.67	\$ 4,500.00	
Membership Dues	\$ 2,885.53		\$ 2,606.17		\$ 3,000.00		\$ 1,868.52		\$ 2,453.41	\$ 2,500.00	
Merchandise/publication sales	\$ 5,482.17		\$ 4,637.34		\$ 4,000.00		\$ 4,110.84		\$ 4,743.45	\$ 4,000.00	
Clothing		\$ 1,109.53		\$ 557.14		\$ -		\$ 333.33	\$ -		\$ -
Publications		\$ 4,372.64		\$ 4,080.20		\$ 4,000.00		\$ 3,777.51	\$ -		\$ 4,000.00
Sponsorships	\$ 1,000.00		\$ 250.00		\$ 1,450.00		\$ 400.00		\$ 550.00	\$ 1,450.00	
Corporate		\$ -		\$ -		\$ 500.00		\$ 400.00	\$ -		\$ 500.00
Open House Public Lecture		\$ 500.00		\$ 250.00		\$ 500.00		\$ -	\$ -		\$ 500.00
Regina Public Lecture		\$ 500.00		\$ -		\$ 450.00		\$ -	\$ -		\$ 450.00
WBPC workshop	\$ -		\$ 15,000.00		\$ -		\$ -		\$ 5,000.00	\$ 15,000.00	
EXPENSE	\$ 39,314.01		\$ 42,320.71		\$ 57,636.00		\$ 45,976.68		\$ 42,537.13	\$ 55,780.00	
Accounting	\$ -	\$ 26.00	\$ 148.66	\$ 148.66	\$ 4,156.00	\$ 156.00	\$ 7,692.14	\$ 156.00	\$ 2,613.60	\$ 5,400.00	\$ 300.00
Quickbooks Online		\$ 26.00		\$ 148.66		\$ 156.00		\$ 156.00	\$ -		\$ 300.00
Bookkeeping						\$ -		\$ 6,936.14	\$ -		\$ 4,500.00
Income Tax Filing						\$ -		\$ 600.00	\$ -		\$ 600.00
Review Engagement report						\$ 4,000.00		\$ -	\$ -		\$ -
Administrative	\$ 231.66		\$ -		\$ 100.00		\$ 100.00		\$ 110.55	\$ 100.00	
Annual General Meeting	\$ 4,344.97		\$ 4,234.82		\$ 4,800.00		\$ 3,350.54		\$ 3,976.78	\$ 4,000.00	
Athabasca Basin Drillcore Workshop	n/a		\$ -		\$ 3,450.00		\$ -		NA	\$ -	\$ -
Catering						\$ 600.00		\$ -	\$ -		\$ -
Fees (Stripe)						\$ 150.00		\$ -	\$ -		\$ -
Printing						\$ 700.00		\$ -	\$ -		\$ -
Shipping						\$ 2,000.00		\$ -	\$ -		\$ -
Awards/Grants	\$ 2,787.22		\$ 1,021.87		\$ 3,600.00		\$ 2,406.75		\$ 2,071.95	\$ 2,800.00	
John Lewry Travel Grant		\$ 1,000.00				\$ 2,000.00		\$ -	\$ -		\$ -
AGM awards		\$ 1,487.22		\$ 1,021.87		\$ 1,300.00		\$ 2,406.75	\$ -		\$ 2,500.00
Open House travel subsidy		\$ 300.00		\$ -		\$ 300.00		\$ -	\$ -		\$ 300.00
Banners	\$ -		n/a		n/a		n/a		NA	n/a	
Calendar (printing & mailing)	\$ 4,191.94		\$ 4,109.11		\$ 4,250.00		\$ 4,207.30		\$ 4,169.45	\$ 4,250.00	
Canada Post (postage & post box rental)	\$ 421.12		\$ 362.05		\$ 450.00		\$ 450.00		\$ 411.06	\$ 450.00	
Christmas Party	\$ 194.52		\$ -		\$ 200.00		\$ -		\$ 64.84	\$ 200.00	
Clothing	\$ 1,445.00		\$ 665.84		\$ -		\$ -		\$ 703.61	\$ -	
Curling bonspiel	\$ 837.42		\$ 747.05		\$ 850.00		\$ 416.77		\$ 667.08	\$ 850.00	
Education & Outreach	\$ 6,043.76		\$ 2,526.95		\$ 7,800.00		\$ 2,231.77		\$ 3,600.83	\$ 7,000.00	
Open House Public Lecture		\$ 2,003.98		\$ 335.89		\$ 2,000.00		\$ -	\$ -		\$ 2,000.00
School talk bussing		\$ 1,761.29		\$ 1,624.06		\$ 2,600.00		\$ 1,478.61	\$ -		\$ 2,000.00
School talk misc.		\$ 140.02		\$ 567.00		\$ 1,000.00		\$ 753.16	\$ -		\$ 1,000.00
Geoscape website		\$ -		\$ -		\$ 1,000.00		\$ -	\$ -		\$ 1,000.00
Regina Science Fair		\$ 350.00		\$ -		\$ -		\$ -	\$ -		\$ -
Regina Public Lecture		\$ 1,788.47		\$ -		\$ 1,200.00		\$ -	\$ -		\$ 1,000.00
SCIEMATICS		\$ -		\$ -		\$ -		\$ -	\$ -		\$ -
Field Trip	\$ 7,644.85		\$ 9,366.18		\$ 11,300.00		\$ 10,545.08		\$ 9,185.37	\$ 11,300.00	
Golf Tournament	\$ 1,623.47		\$ 1,202.25		\$ 1,700.00		\$ 399.25		\$ 1,074.99	\$ 1,700.00	
Insurance	\$ 1,219.00		\$ 1,219.00		\$ 1,230.00		\$ 772.29		\$ 1,070.10	\$ 1,230.00	
Luncheon meeting (catering)	\$ 3,744.15		\$ 4,663.86		\$ 4,500.00		\$ 7,567.34		\$ 5,325.12	\$ 8,000.00	
Lunches for Executive Meetings	\$ 390.07		\$ 443.66		\$ 650.00		\$ 455.12		\$ 429.62	\$ 500.00	
Operations							\$ 363.49		\$ 121.16		
Stripe Fees							\$ 363.49		\$ -	\$ 400.00	
Publications (printing)	\$ 51.45		\$ 557.56		\$ 100.00		\$ 100.00		\$ 236.34	\$ 100.00	
Speaker Expenses	\$ 3,483.41		\$ 5,409.68		\$ 5,700.00		\$ 4,282.84		\$ 4,391.98	\$ 5,000.00	
Misc. (honorariums, AAPG fees)		\$ 497.49		\$ 730.00		\$ 1,600.00		\$ 730.00	\$ -		\$ 1,000.00
accommodation		\$ 1,213.64		\$ 1,357.04		\$ 1,400.00		\$ 769.77	\$ -		\$ 1,000.00
food		\$ 498.96		\$ 881.44		\$ 700.00		\$ 1,824.19	\$ -		\$ 1,500.00
transportation		\$ 982.52		\$ 1,377.03		\$ 1,500.00		\$ 319.97	\$ -		\$ 1,000.00
speaker gifts		\$ 290.80		\$ 1,064.17		\$ 500.00		\$ 638.91	\$ -		\$ 500.00
Website	\$ 660.00		\$ 2,944.39		\$ 2,800.00		\$ 636.00		\$ 1,413.46	\$ 2,500.00	
WBPC Workshop	\$ -		\$ 1,582.48		\$ -		\$ -		NA	\$ -	



SASKATCHEWAN GEOLOGICAL SOCIETY
Proposed Budget 2019



Saskatchewan Geological Open House											
	2016 Actual		2017 Actual		2018 Proposed		2018 Actual		3-year average	2019 Proposed	
	Main	Sub	Main	Sub	Main	Sub	Main	Sub		Main	Sub
NET SURPLUS/LOSS	\$ 5,801.36		\$ 2,830.07		\$ -		\$ 11,098.10		\$ 6,576.51	\$ 1,700.00	
INCOME	\$ 84,490.00		\$ 81,921.15		\$ 83,000.00		\$ 84,600.00		\$ 83,670.38	\$ 84,500.00	
SK Geological Open House conference	\$ 84,490.00		\$ 81,921.15		\$ 83,000.00		\$ 84,600.00		\$ 83,670.38		\$ 84,500.00
City of Saskatoon grant		\$ 2,500.00		\$ 1,000.00		\$ 1,000.00		\$ 2,500.00	\$ -		\$ 2,500.00
Exhibitor booths		\$ 45,675.00		\$ 43,568.52		\$ 46,000.00		\$ 40,500.00	\$ -		\$ 46,000.00
Short course registration		\$ 13,815.00		\$ 14,975.48		\$ 14,000.00		\$ 15,600.00	\$ -		\$ 14,000.00
Sponsorship		\$ 22,500.00		\$ 22,377.15		\$ 22,000.00		\$ 26,000.00	\$ -		\$ 22,000.00
EXPENSE	\$ 78,688.64		\$ 79,091.08		\$ 83,000.00		\$ 73,501.90		\$ 77,093.87	\$ 82,800.00	
SK Geological Open House conference	\$ 78,688.64		\$ 79,091.08		\$ 83,000.00		\$ 73,501.90		\$ 77,093.87		\$ 82,800.00
A/V		\$ 5,553.45		\$ 6,200.26		\$ 5,600.00		\$ 5,700.96	\$ -		\$ 5,600.00
Conference venue & catering		\$ 51,092.28		\$ 50,818.53		\$ 52,000.00		\$ 47,800.56	\$ -		\$ 52,000.00
Displays		\$ 9,815.06		\$ 9,554.22		\$ 10,400.00		\$ 9,159.16	\$ -		\$ 10,000.00
Lanyards & badges		\$ 2,206.56		\$ 148.95		\$ 200.00		\$ 455.00	\$ -		\$ 400.00
Misc.		\$ 219.99		\$ 800.00		\$ 350.00		\$ -	\$ -		\$ 350.00
Program		\$ 1,046.33		\$ 639.18		\$ 1,100.00		\$ 595.00	\$ -		\$ 1,100.00
Short course		\$ 1,083.16		\$ 855.22		\$ 4,300.00		\$ 3,450.00	\$ -		\$ 4,300.00
Signs		\$ 477.96		\$ 976.42		\$ 500.00		\$ 688.39	\$ -		\$ 500.00
SK Geol. Society honorarium & expenses		\$ 1,787.14		\$ 1,629.90		\$ 2,300.00		\$ 1,538.71	\$ -		\$ 2,300.00
Tote bags		\$ 1,942.50		\$ 2,400.09		\$ 2,000.00		\$ -	\$ -		\$ 2,000.00
Fees (PayPal/Stripe)		\$ 2,364.21		\$ 2,400.00		\$ 2,400.00		\$ 2,317.06	\$ -		\$ 2,400.00
Insurance				\$ 758.11		\$ 750.00		\$ 697.06	\$ -		\$ 750.00
Website		\$ 1,100.00		\$ 1,910.20		\$ 1,100.00		\$ 1,100.00	\$ -		\$ 1,100.00